

DC Solar Pump  
AC / DC Convertible Pump



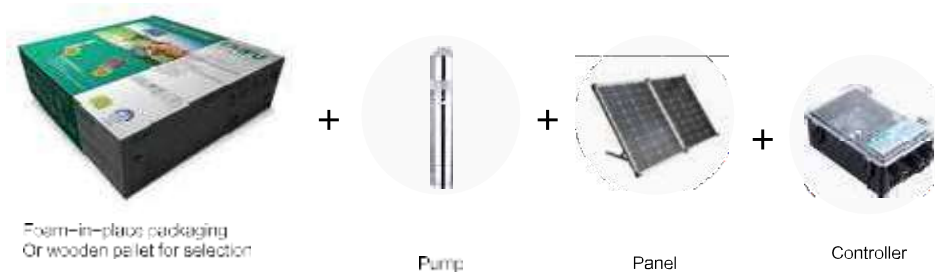
# SOLAR PUMP SYSTEM

## Highlights

- First and biggest manufactory for DC solar pumps in China
- Energy-saving and environment-protected green products
- Advanced 3 phase permanent magnet DC brushless motor
- MPPT and DSP technology for the controller
- Cost saving product, no need of any electricity or petrol
- Portable and foldable
- Fast and easy to install the complete system by yourself
- Free maintenance and long working life
- Rechargeable batteries workable, work at night
- Patent products
- CE certificate
- 3 years warranty for solar pumps



## System includes:



# DIY SOLAR PUMP SYSTEM



## Performance Chart

Type	Voltage (V)	Power (W)	Max Flow Rate (m³/h)	Max Head (m)	Outlet Size (In)	Diameter (In)	Solar Panel
3TSS0.76-55-24/120 System	24	120	0.76	55	3/4"	3"	foldable 2 x 80w
3TSS1.25-80-36/210 System	36	210	1.25	90	3/4"	3"	3 x 90w
3TSS1.4-100-48/500 System	48	500	1.4	120	3/4"	3"	4 x 170w
4TSS2.5-70-48/500 System	48	500	2.5	70	1"	4"	4 x 170w

## Performance Chart

Type	Voltage (V)	Power (W)	Max Flow Rate (m³/h)	Max Head (m)	Outlet Size (In)	Diameter (In)	Solar Panel
3TSC1.9-23-36/210 System	36	210	1.9	23	1"	3"	3 x 90w
3TSC2-80-48/500 System	48	500	2	70	1"	3"	4 x 170w
3TSC3.5-50-48/500 System	48	500	3.5	50	1"	3"	4 x 170w
4TSC5.5-40-48/500 System	48	500	5.5	35	1.25"	3"	4 x 170w
4TSC4-57-48/500 System	48	500	4.0	50	1.25"	3"	4 x 170w
4TSC3.1-66-48/500 System	48	500	3.1	66	1.25"	3"	4 x 170w
4TSC2.5-70-48/500 System	48	500	2.5	70	1.25"	3"	4 x 170w

## Performance Chart

Type	Voltage (V)	Power (W)	Max Flow Rate (m³/h)	Max Head (m)	Outlet Size (In)	Diameter (In)	Solar Panel
4TSSC3.5-24-36/300 System	36	300	3.5	24	1.25"	4"	2 x 250w
4TSSC4-62-48/500 System	48	500	4	62	1.25"	4"	4 x 170w
4TSSC7.5-34-48/500 System	48	500	7.5	30	1.25"	4"	4 x 170w

## 2TSS/3TSS/4TSS

PROFESSIONAL SOLAR PUMP

## 2TSS/3TSS/4TSS

PROFESSIONAL SOLAR PUMP

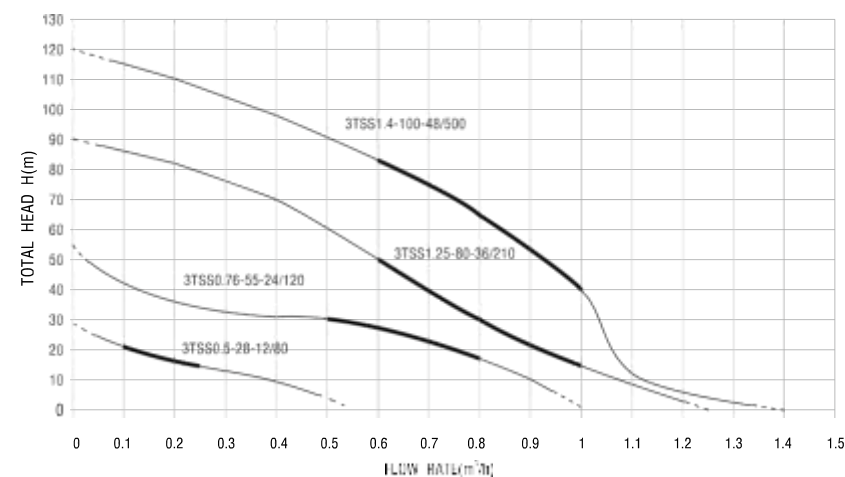
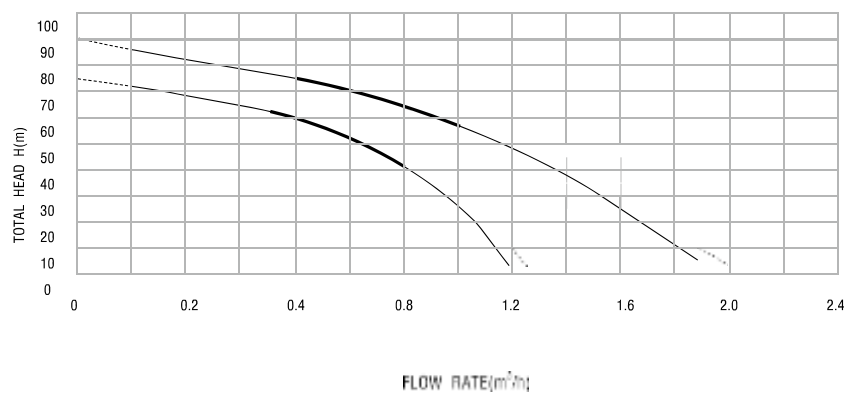


2TSS



3TSS/4TSS

Performance Curve



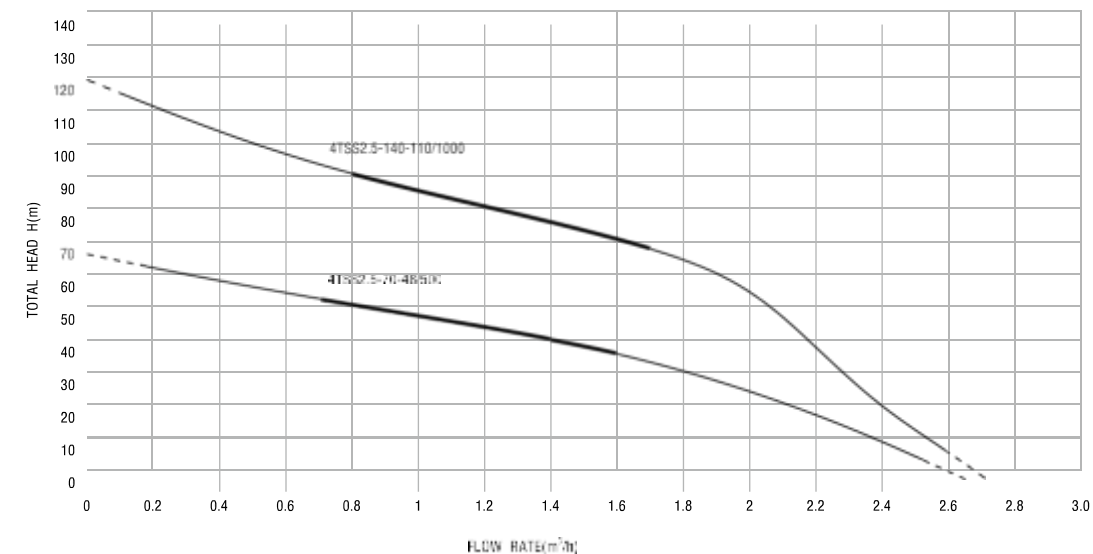
Performance Chart

Type	H(m)	0	0.2	0.4	0.8	1.2	1.6	2.0
2TSS1.25-80-24/250	H(m)	80	73	67	47	6		
2TSS2-95-36/370		95	88	80	68	55	30	4

Performance Chart

Type	H(m)	0	0.1	0.2	0.3	0.4	0.5	0.6	0.7	0.8	0.9	1.0	1.1
3TSS0.5-28-12/80	H(m)	28	21	16	13	9	3						
3TSS0.76-55-24/120		55	41	36	33	31	30	25	22	15	10	1	
3TSS1.25-80-36/210		80	65	62	75	70	60	50	42	30	17	15	
3TSS1.4-100-48/500		120	115	110	105	98	90	82	75	65	55	40	12

Performance Curve



Performance Chart

Type	H(m)	0	0.4	0.8	1.2	1.6	2	2.4	2.6
4TSS2.5-70-48/500	H(m)	70	62	55	48	40	28	12	4
4TSS2.5-140-110/1000		125	108	95	85	75	58	24	8

Pump Performance

Type	Voltage (v)	Power (w)	Max Flow Rate (m³/h)	Max Head (m)	Outlet Size (In)	Diameter (In)
2TSS1.25-80-24/250	24	250	1.25	80	1/2"	2"
2TSS2-95-36/370	36	370	2	95	1/2"	2"
3TSS0.5-28-12/80	12	80	0.5	28	3/4"	1"
3TSS0.76-55-24/120	24	120	0.76	55	3/4"	1"
3TSS1.25-80-36/210	36	210	1.25	90	3/4"	1"
4TSS2.5-70-48/500	48	500	2.5	70	1"	4"
4TSS2.5-140-110/1000	110	1000	2.5	125	1"	4"

# 3TSC/4TSC

PROFESSIONAL SOLAR PUMP

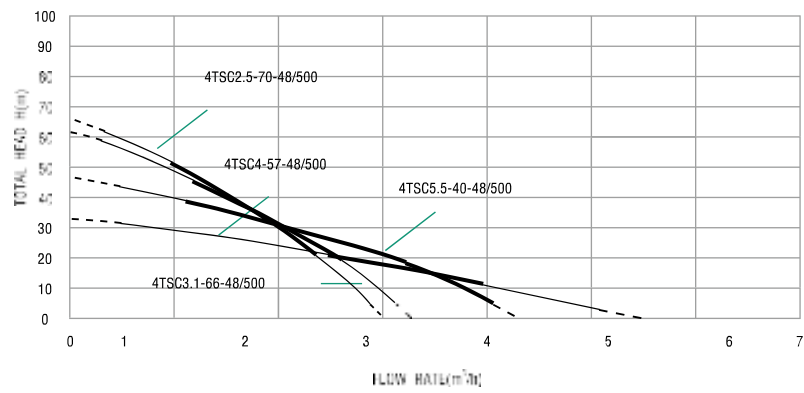
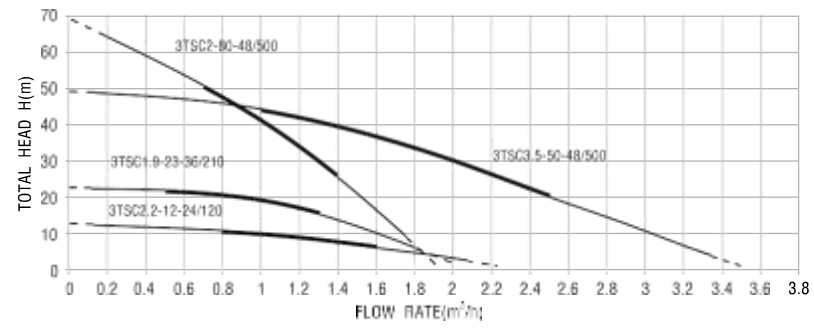
# 3TSC/4TSC

PROFESSIONAL SOLAR PUMP



Motor filled with oil

Performance Curve



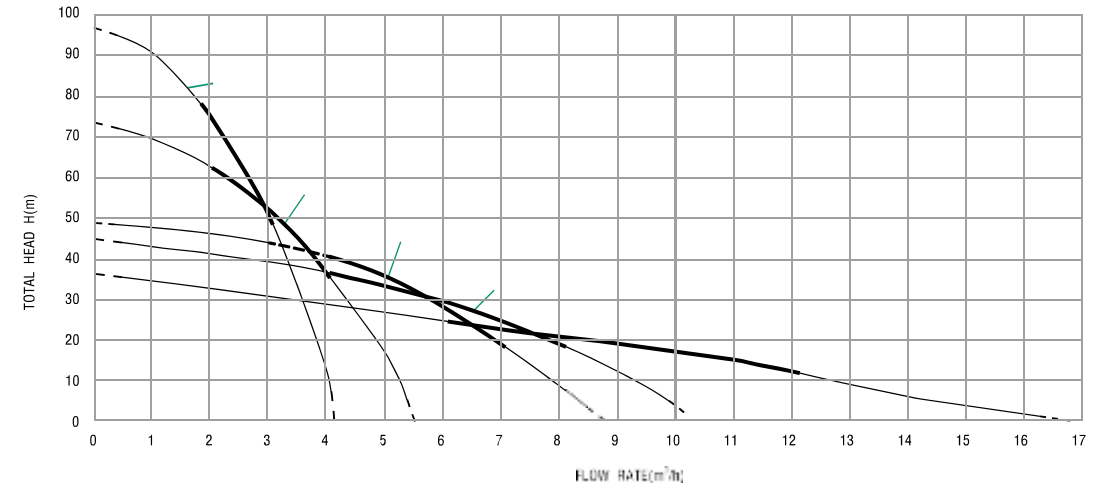
Performance Chart

Type		0	0.4	0.8	1.2	1.6	2	2.4	2.8	3.2
3TSC2.2-12-24/120	H(m)	12	11	10	9	6	4			
3TSC1.9-23-36/210		22	22	21	17	10				
3TSC2-80-48/500		70	60	47	35	18				
3TSC3.5-50-48/500		50	48	46	42	37	30	22	15	7

Performance Chart

Type		0	1	2	3	4	5	6
4TSC5.5-40-48/500	H(m)	35	33	28	23	16	9	2
4TSC4-57-48/500		50	41	31	20	1		
4TSC3.1-66-48/500		60	48	30	2			
4TSC2.5-70-48/500		70	51	28				

Performance Curve



Performance Chart

Type		0	1	2	3	4	5	6	7	8	9	10	11	12	13	14
4TSC4.0-96-110/1000	H(m)	96	90	75	50	10										
4TSC5.2-72-110/1000		72	69	62	52	36	16									
4TSC8-48-110/1000		48	48	47	46	42	35	27	18	4						
4TSC12.5-44-110/1000		44	43	41	39	37	33	29	25	18	11	2				
4TSC16.5-33-110/1000		33	34	32	30	28	26	24	22	21	19	17	15	12	9	5

Pump Performance

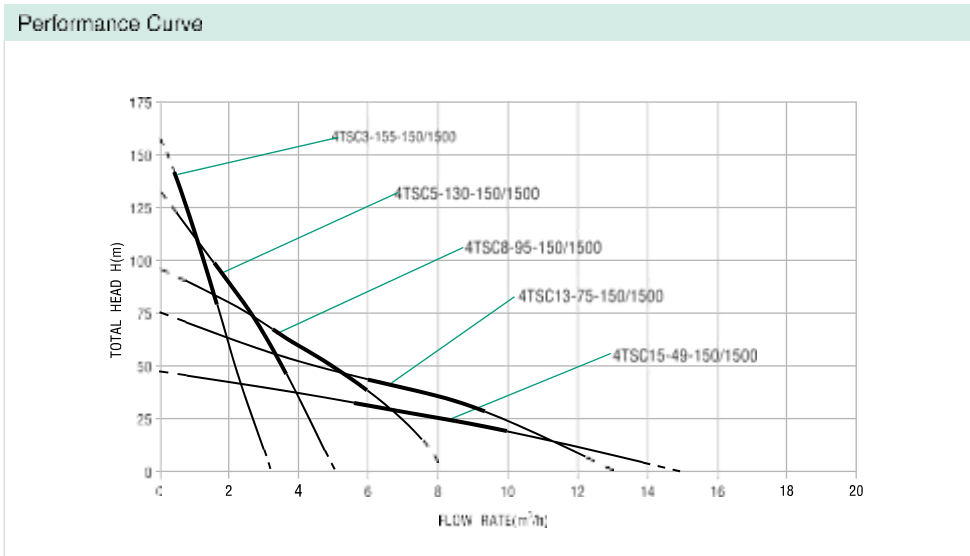
Type	Voltage (v)	Power (w)	Max Flow Rate (m³/h)	Max Head (m)	Outlet Size (In)	Diameter (In)
3TSC2.2-12-24/120	24	120	2.2	12	1"	3"
3TSC1.9-23-36/210	36	210	1.9	23	1"	3"
3TSC2-80-48/500	48	500	2	70	1"	3"
3TSC3.5-50-48/500	48	500	3.5	50	1"	3"
4TSC5.5-40-48/500	48	500	5.5	35	1.25"	4"
4TSC4-57-48/500	48	500	4.0	50	1.25"	4"
4TSC3.1-66-48/500	48	500	3.1	60	1.25"	4"
4TSC2.5-70-48/500	48	500	2.5	70	1.25"	4"
4TSC4.0-96-110/1000	110	1000	4.0	96	1.25"	4"
4TSC5.2-72-110/1000	110	1000	5.2	72	1.25"	4"
4TSC8-48-110/1000	110	1000	8.0	48	2"	4"
4TSC12.5-44-110/1000	110	1000	12.5	44	2"	4"
4TSC16.5-33-110/1000	110	1000	16.5	33	2"	4"

# 4TSC

PROFESSIONAL SOLAR PUMP

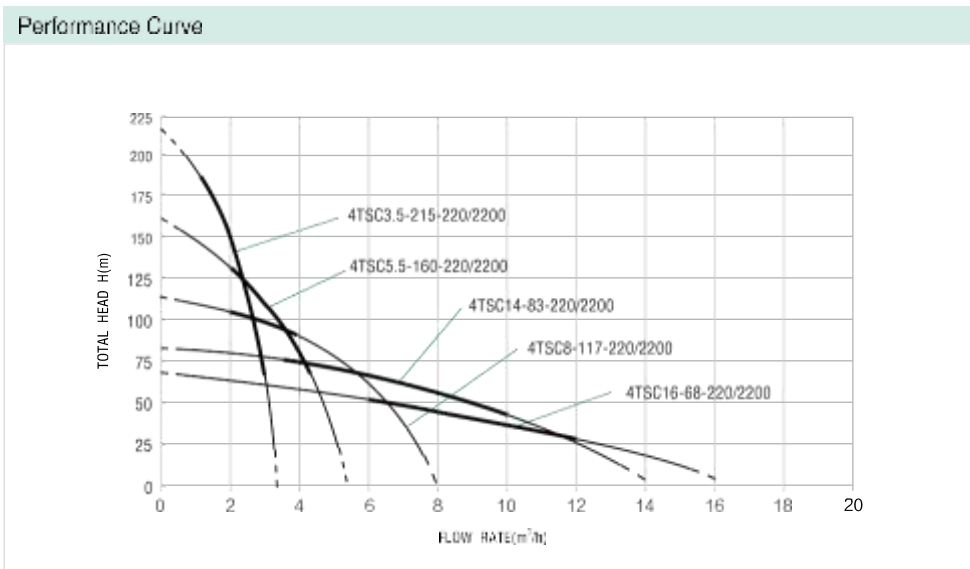
# 4TSC

PROFESSIONAL SOLAR PUMP



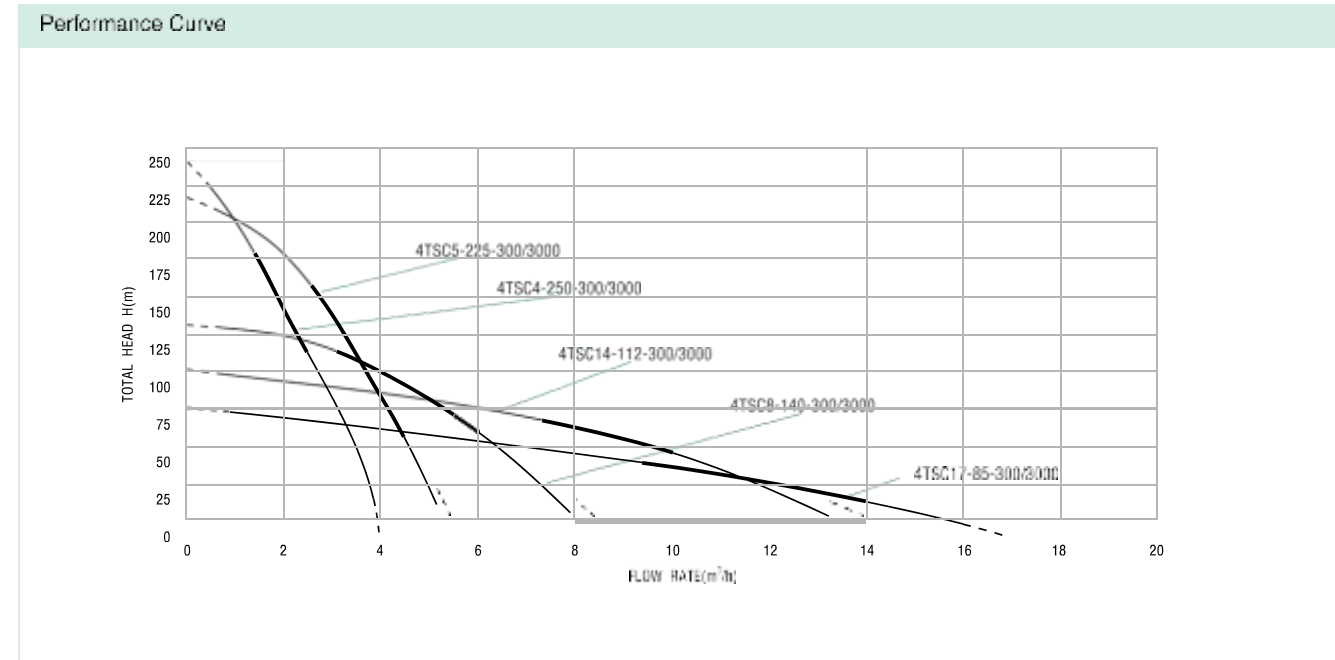
Performance Chart

Type		0	2	4	6	8	10	12	14
4TSC3-155-150/1500	H(m)	155	60						
4TSC5-130-150/1500		130	51	35					
4TSC8-95-150/1500		95	40	30	20				
4TSC13-75-150/1500		75	32	22	15	10			
4TSC15-49-150/1500		49	24	17	12	8	5		



Performance Chart

Type		0	2	4	6	8	10	12	14	16
4TSC3.5-215-220/2200	H(m)	215	150							
4TSC5.5-160-220/2200		160	132	70						
4TSC8-117-220/2200		117	113	67	56	2				
4TSC14-83-220/2200		83	79	71	66	57	40	21	2	
4TSC16-68-220/2200		68	63	56	51	44	36	28	17	2



Performance Chart

Type		0	2	4	6	8	10	12	14	16
4TSC4-250-300/3000	H(m)	250	150	5						
4TSC5-225-300/3000		225	190	90						
4TSC8-140-300/3000		140	135	110	71	22				
4TSC14-112-300/3000		112	103	90	86	74	55	25	2	
4TSC17-85-300/3000		85	79	72	65	57	47	35	22	2

Pump Performance

Type	Voltage (v)	Power (w)	Max Flow Rate (m³/h)	Max Head (m)	Outlet Size (In)	Diameter (In)
4TSC3-155-150/1500	150	1500	3	155	1.25"	4"
4TSC5-130-150/1500	150	1500	5	130	1.25"	4"
4TSC8-95-150/1500	150	1500	8	95	2"	4"
4TSC13-75-150/1500	150	1500	13	75	2"	4"
4TSC15-49-150/1500	150	1500	15	49	2"	4"
4TSC3.5-215-220/2200	220	2200	3.5	215	1.25"	4"
4TSC5.5-160-220/2200	220	2200	5.5	160	1.25"	4"
4TSC8-117-220/2200	220	2200	8	117	2"	4"
4TSC14-83-220/2200	220	2200	14	83	2"	4"
4TSC16-68-220/2200	220	2200	16	68	2"	4"
4TSC4-250-300/3000	300	3000	4	250	1.25"	4"
4TSC5-225-300/3000	300	3000	5	225	1.25"	4"
4TSC8-140-300/3000	300	3000	8	140	2"	4"
4TSC14-112-300/3000	300	3000	14	112	2"	4"
4TSC17-85-300/3000	300	3000	17	85	2"	4"



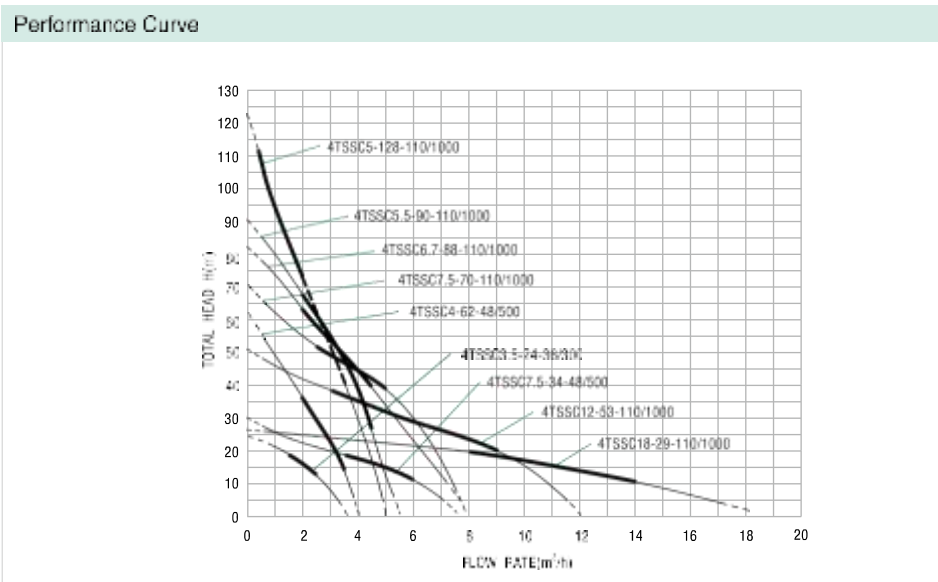
Motor filled with oil



150V/220V/300V Controller  
AC Function Available

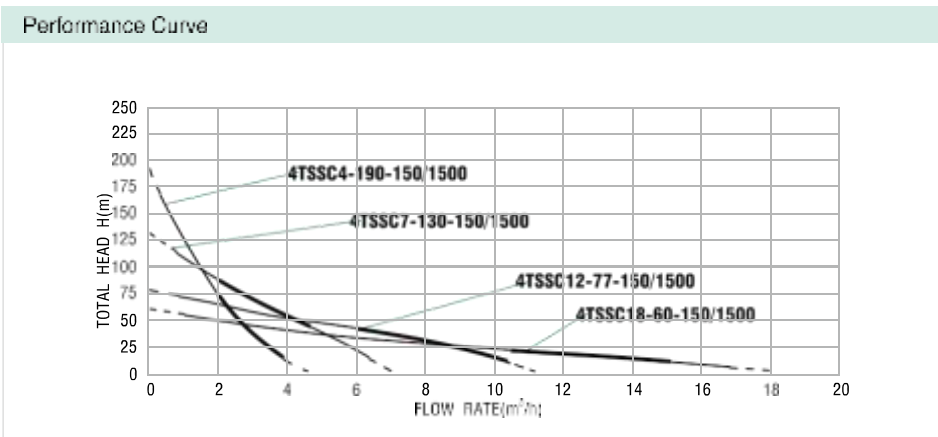
# 4TSSC

PROFESSIONAL SOLAR PUMP



Performance Chart

Type		0	2	4	6	8	10	12	14	16	18
4TSSC3.5-24-36/300	H(m)	24	14								
4TSSC4-62-48/500		62	36	2							
4TSSC7.5-34-48/500		30	23	17	12						
4TSSC5-128-110/1000		123	65	2							
4TSSC5.5-90-110/1000		90	67	42							
4TSSC6.7-88-110/1000		82	63	46	23						
4TSSC7.5-70-110/1000		70	55	44	30						
4TSSC18-29-110/1000		29	26	23	21	20	18	13	11	7	3
4TSSC12-53-110/1000		53	43	35	28	25	16	2			




Performance Chart

Type		0	2	4	6	8	10	12	14	16	18
4TSSC4-190-150/1500	H(m)	190	73	10							
4TSSC7-130-150/1500		130	80	53	27						
4TSSC12-77-150/1500		77	65	52	38	30	15				
4TSSC18-60-150/1500		60	50	40	34	29	24	20	15	10	3



Motor filled with oil



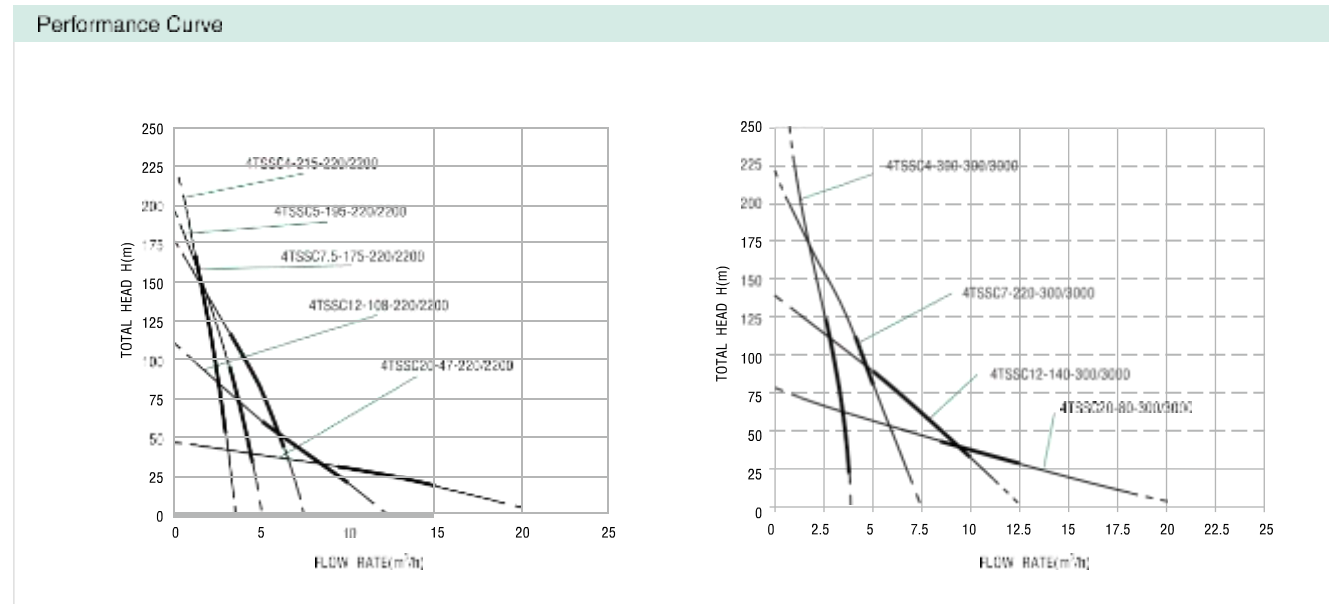
36V/48V/110V Controller



150V/220V/300V Controller  
AC Function Available

# 4TSSC

PROFESSIONAL SOLAR PUMP



Performance Chart

Type		0	5	10	15	20	25
4TSSC4-215-220/2200	H(m)	215					
4TSSC5-195-220/2200		195	1				
4TSSC12-108-220/2200		108	60	22			
4TSSC7.5-175-220/2200		175	80				
4TSSC20-47-220/2200		47	40	32	20	5	

Performance Chart

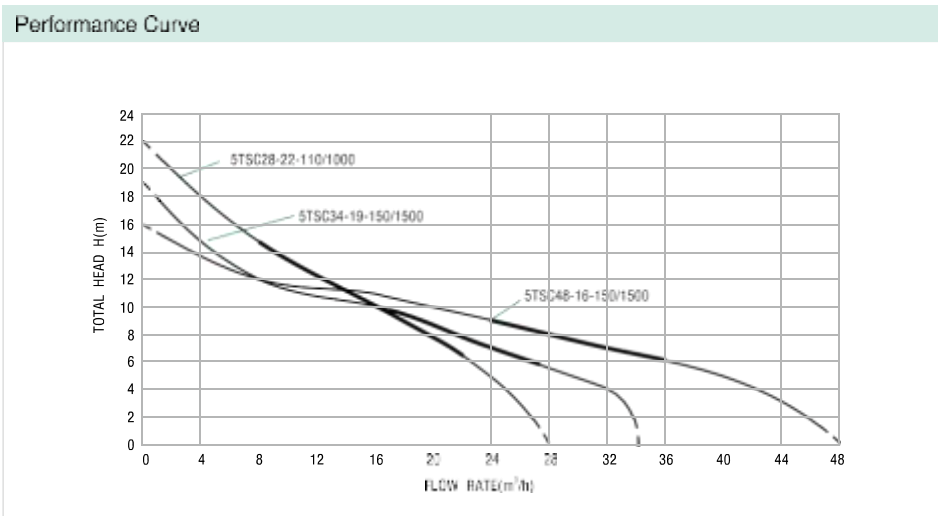
Type		0	2.5	5	7.5	10	12.5	15	17.5	20
4TSSC4-300-300/3000	H(m)	300	130							
4TSSC7-220-300/3000		220	155	89	3					
4TSSC12-140-300/3000		140	115	90	60	47	3			
4TSSC20-80-300/3000		80	70	57	47	37	30	22	12	5

Pump Performance

Type	Voltage (v)	Power (w)	Max Flow Rate (m³/h)	Max Head (m)	Outlet Size (In)	Diameter (In)
4TSSC3.5-24-36/300	36	300	3.5	24	1.25"	4"
4TSSC4-62-48/500	48	500	4	62	1.25"	4"
4TSSC7.5-34-48/500	48	500	7.5	30	1.25"	4"
4TSSC5-128-110/1000	110	1000	5	123	1.25"	4"
4TSSC5.5-90-110/1000	110	1000	5.5	90	1.25"	4"
4TSSC6.7-88-110/1000	110	1000	6.7	82	1.5"	4"
4TSSC7.5-70-110/1000	110	1000	7.5	70	1.5"	4"
4TSSC18-29-110/1000	110	1000	18	29	2"	4"
4TSSC12-53-110/1000	110	1000	12	53	2"	4"
4TSSC4-190-150/1500	150	1500	4	190	1.25"	4"
4TSSC7-130-150/1500	150	1500	7	130	1.5"	4"
4TSSC12-77-150/1500	150	1500	12	77	2"	4"
4TSSC18-60-150/1500	150	1500	18	60	2"	4"
4TSSC4-215-220/2200	220	2200	4	215	1.25"	4"
4TSSC5-195-220/2200	220	2200	5	195	1.25"	4"
4TSSC12-108-220/2200	220	2200	12	108	2"	4"
4TSSC7.5-175-220/2200	220	2200	7.5	175	1.5"	4"
4TSSC20-47-220/2200	220	2200	20	47	2"	4"
4TSSC4-300-300/3000	300	3000	4	300	1.25"	4"
4TSSC7-220-300/3000	300	3000	7	220	1.5"	4"
4TSSC12-140-300/3000	300	3000	12	140	2"	4"
4TSSC20-80-300/3000	300	3000	20	80	2"	4"

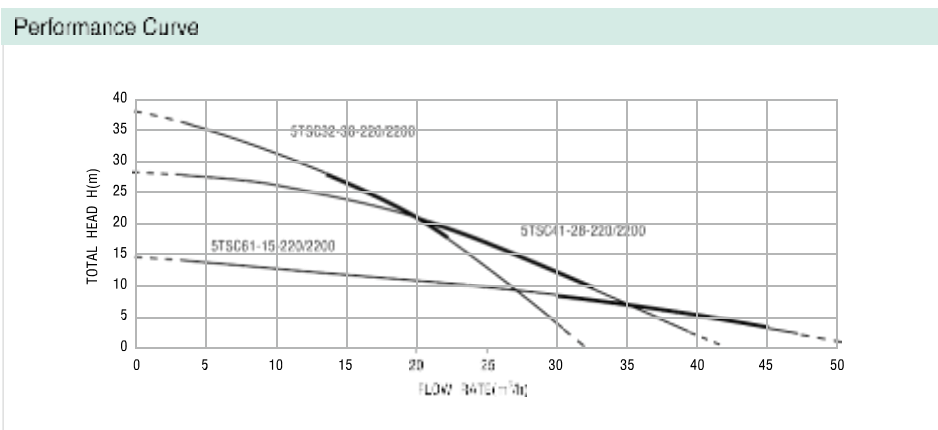
# 5TSC

PROFESSIONAL SOLAR PUMP



Performance Chart

Type		0	8	16	24	32	40
5TSC28-22-110/1000	H(m)	22	15	10	5		
5TSC48-16-150/1500		16	12	11	9	7	5
5TSC34-19-150/1500		19	12	10	7	4	



Performance Chart

Type		0	5	10	15	20	25	30	35	40	45	50	55
5TSC32-38-220/2200	H(m)	38	35	31	27	21	11	2					
5TSC41-28-220/2200		28	26	25	23	20	17	13	8	3			
5TSC61-15-220/2200		15	14	13	12	11	10	8	7	6	3	2	1

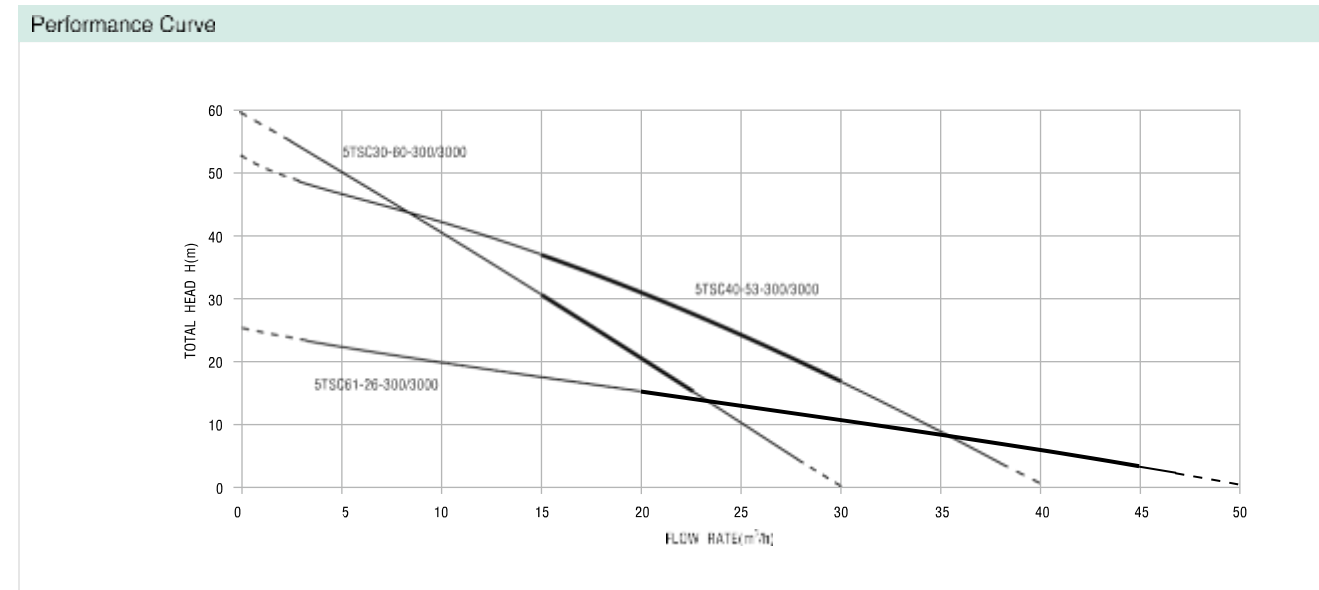


150V/220V/300V Controller  
AC Function Available

Motor filled with oil

# 5TSC

PROFESSIONAL SOLAR PUMP



Performance Chart

Type		0	5	10	15	20	25	30	35	40	45	50
5TSC30-60-300/3000	H(m)	60	50	40	30	20	10	3				
5TSC40-53-300/3000		53	47	45	40	30	24	17	10			
5TSC61-26-300/3000		26	23	20	18	16	14	12	10	8	5	3

Pump Performance

Type	Voltage (v)	Power (w)	Max Flow Rate (m³/h)	Max Head (m)	Outlet Size (In)	Diameter (In)
5TSC28-22-110/1000	110	1000	28	22	3"	5"
5TSC48-16-150/1500	150	1500	48	16	3"	5"
5TSC34-19-150/1500	150	1500	34	19	3"	5"
5TSC32-38-220/2200	220	2200	32	38	3"	5"
5TSC41-28-220/2200	220	2200	41	28	3"	5"
5TSC61-15-220/2200	220	2200	61	15	3"	5"
5TSC30-60-300/3000	300	3000	30	60	3"	5"
5TSC40-53-300/3000	300	3000	40	53	3"	5"
5TSC61-26-300/3000	300	3000	61	26	3"	5"